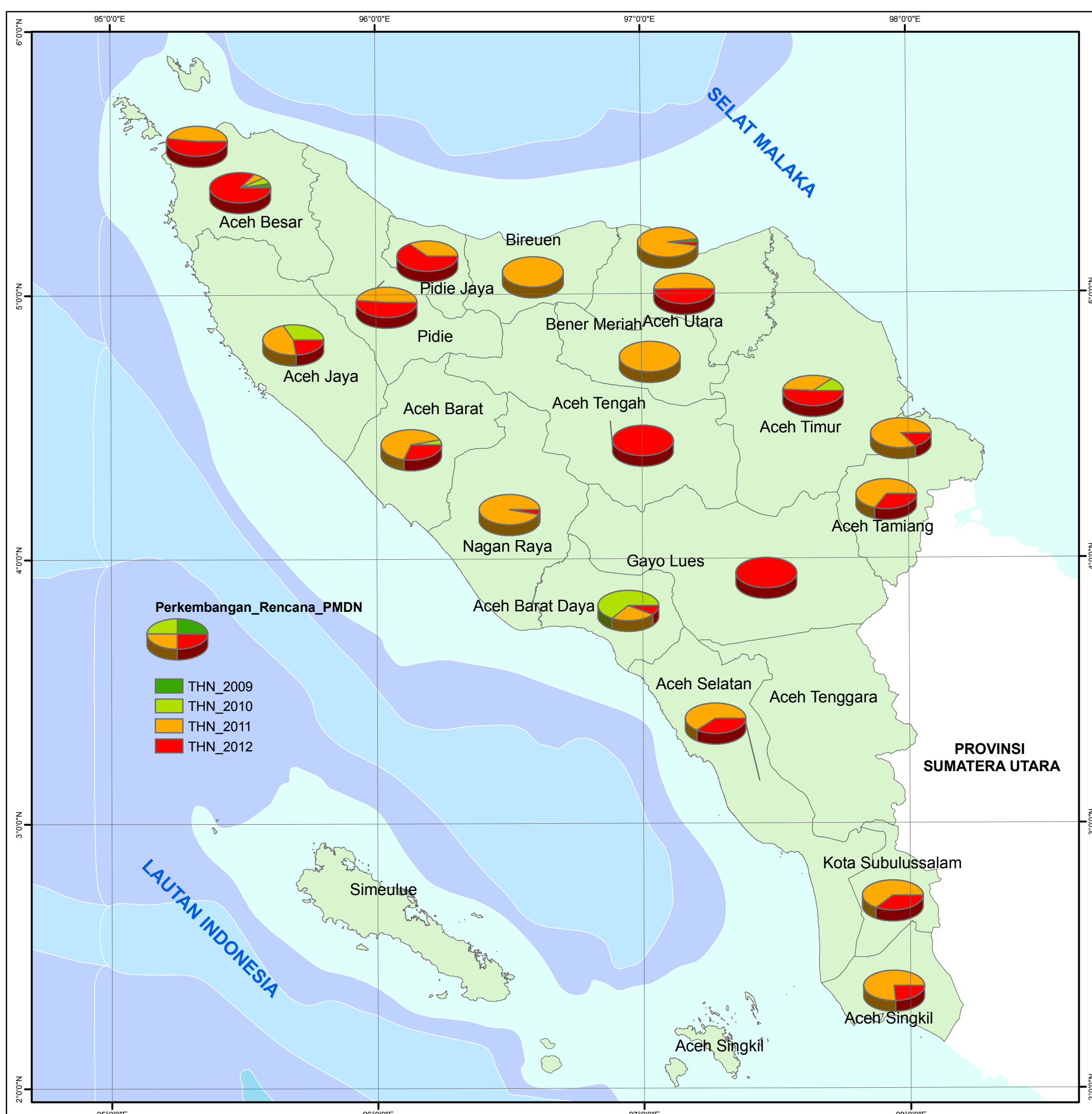


# PETA PERKEMBANGAN RENCANA INVESTASI PENANAMAN MODAL DALAM NEGERI (PMDN) TAHUN 2009 - 2012


NO.	KABUPATEN/KOTA	RENCANA INVESTASI PMDN (Rp)			
		2009	2010	2011	2012
1	Pidie	-	-	9,031,000,000	9,580,000,000
2	Pidie Jaya	-	-	10,120,000,000	16,500,000,000
3	Bireuen	-	-	436,850,000,000	3,047,800,000
4	Aceh Tengah	-	-	-	1,275,000,000
5	Bener Meriah	-	-	1,925,000,000	-
6	Gayo Lues	-	-	-	54,763,193,174
7	Aceh Barat	-	63,435,020,000	1,028,230,000,000	473,477,000,000
8	Nagan Raya	-	-	3,264,350,000,000	119,758,000,000
9	Aceh Tenggara	-	-	-	-
10	Kota Subulussalam	-	-	422,864,000,000	247,700,000,000
11	Kota Banda Aceh	-	-	74,830,000,000	81,020,000,000
12	Simeulue	-	-	-	-
13	Kota Sabang	-	-	-	-
14	Aceh Besar	28,600,000,000	45,000,000,000	57,556,000,000	750,026,000,000
15	Aceh Jaya	-	595,538,500,000	823,700,000,000	421,271,000,000
16	Aceh Barat Daya	-	150,000,000,000	69,420,000,000	18,000,000,000
17	Aceh Selatan	-	-	159,525,000,000	98,425,000,000
18	Aceh Singkil	-	-	141,700,000,000	44,432,000,000
19	Aceh Tamiang	-	-	159,147,000,000	79,605,000,000
20	Kota Langsa	-	-	381,960,000,000	64,005,000,000
21	Aceh Timur	-	47,910,000,000	153,466,000,000	210,438,000,000
22	Aceh Utara	-	-	1,074,750,000,000	1,055,470,000,000
23	Kota Lhokseumawe	13,800,000,000	-	503,318,000,000	14,521,800,000
TOTAL		42,400,000,000	901,883,520,000	8,772,742,000,000	3,763,314,793,174



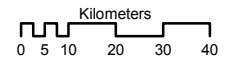
### Perkembangan\_Rencana\_PMDN



- THN\_2009
- THN\_2010
- THN\_2011
- THN\_2012



1:1,600,000



Proyeksi : Transverse Mercator  
 Sistem Grid : Geografi & Universal Transverse Mercator  
 Datum Horizontal : WGS 1984  
 Zone UTM : 47 N

- Sumber Peta dan Data :
- Peta Rupa Bumi Indonesia skala 1 : 50.000 Tahun 1978
  - Badan Investasi dan Promosi Aceh, Tahun 2013
  - Buku Perkembangan Investasi PMA PMDN Sampai Tahun 2012
  - Kompilasi Data Tahun 2013

